

**SPRINGBORO COMMUNITY CITY SCHOOLS**  
**RECONCILIATION FOR MONTH ENDING**  
**OCTOBER 31, 2018**



**Depository Balances:**

|                                       |                 |                 |
|---------------------------------------|-----------------|-----------------|
| 5/3 Operating Checking Acct #99903794 | \$21,432,673.55 |                 |
| People's Bank - Grange Scholarship    | \$23,620.22     |                 |
| Total Depository Balances             |                 | \$21,456,293.77 |

**Adjustments to Bank Balance:**

|                                   |               |               |
|-----------------------------------|---------------|---------------|
| Outstanding Checks: Accounting    | -\$513,489.07 |               |
| Payroll                           | -\$115,439.43 |               |
| Outstanding Vcards: Accounting    | \$26,296.09   |               |
| Adjustments/Notes                 | \$0.00        |               |
| 1)                                | \$ -          |               |
| 2)                                | \$ -          |               |
| Total Adjustments to Bank Balance |               | -\$602,632.41 |


**Investments:**

|                                  |                |                |
|----------------------------------|----------------|----------------|
| CD - Harold E Mills 5/3 Bank     | \$40,804.86    |                |
| CD - Merle & Mary Allen 5/3 Bank | \$66,952.63    |                |
| Huntington Bank Acct #1041012893 | \$1,018,952.52 |                |
| Star Ohio                        | \$34,158.60    |                |
| 5/3 Securities                   | \$4,837,464.76 |                |
| Total Investments                |                | \$5,998,333.37 |

|                            |                        |
|----------------------------|------------------------|
| <b>Total Bank Balances</b> | <b>\$26,851,994.73</b> |
| <b>Total Fund Balance</b>  | <b>\$26,851,994.73</b> |
|                            | <b><u>\$0.00</u></b>   |

**Arbiter Account:**

|                                  |            |            |
|----------------------------------|------------|------------|
| Acct #1095061300 Arbiter Balance | \$1,885.62 |            |
| Outstanding Payments             | \$0.00     |            |
| Book Balance                     |            | \$1,885.62 |

  
Terrah Floyd, Treasurer/CFO

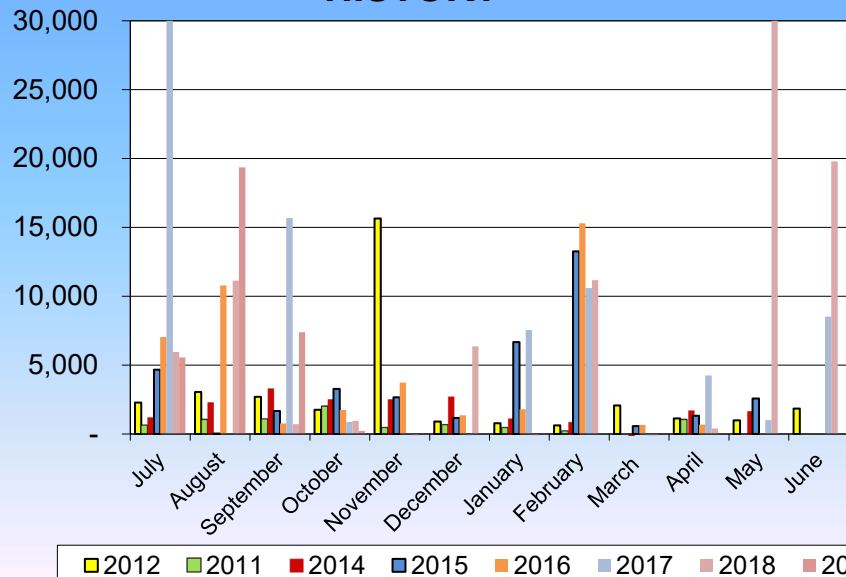


**SPRINGBORO COMMUNITY CITY SCHOOLS**  
**INVESTMENT INCOME HISTORY**

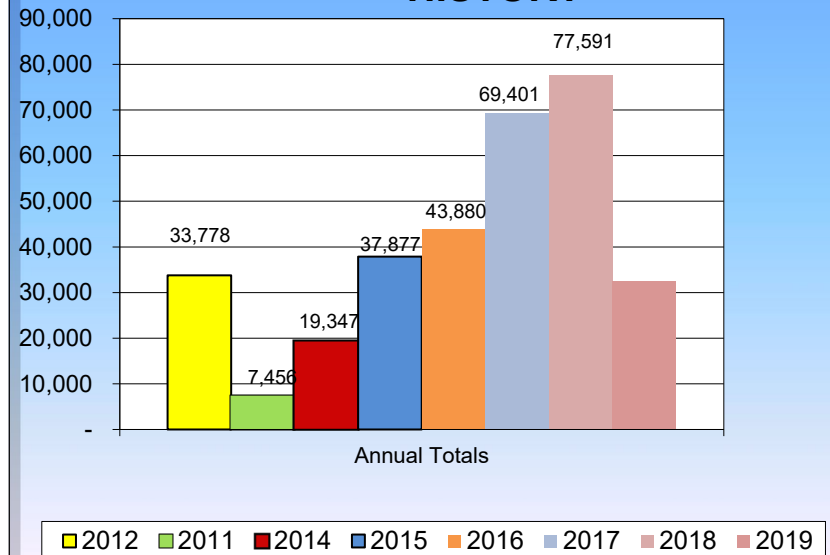
Current Month

|      | July   | August | September | October | November | December | January | February | March   | April | May    | June   | ANNUAL |
|------|--------|--------|-----------|---------|----------|----------|---------|----------|---------|-------|--------|--------|--------|
| 2012 | 2,283  | 3,042  | 2,698     | 1,752   | 15,651   | 898      | 791     | 625      | 2,079   | 1,126 | 986    | 1,847  | 33,778 |
| 2013 | 621    | 1025   | 1055      | 1947    | 447      | 653      | 457     | 229      | 0       | 1022  | 0      | 0      | 7,456  |
| 2014 | 1221   | 2279   | 3249      | 2495    | 2490     | 2687     | 1129    | 883      | -448    | 1712  | 1650   | 0      | 19,347 |
| 2015 | 4669   | 31     | 1679      | 3267    | 2659     | 1159     | 6674    | 13,265   | 574     | 1318  | 2582   | 0      | 37,877 |
| 2016 | 7045   | 10,791 | 759       | 1736    | 3735     | 1359     | 1785    | 15,304   | 654     | 685   | 27     | 0      | 43,880 |
| 2017 | 37,964 | 15     | 15,685    | 869     | 18       | (12,835) | 7,539   | 10,587   | (4,215) | 4,250 | 1,003  | 8,521  | 69,401 |
| 2018 | 5,955  | 11,125 | 718       | 958     | -3924    | 6,360    | -2699   | 11,168   | -4284   | 403   | 32,017 | 19,794 | 77,591 |
| 2019 | 5,558  | 19,354 | 7,390     | 221     |          |          |         |          |         |       |        |        | 32,523 |

**INVESTMENT INCOME MONTHLY HISTORY**



**INVESTMENT INCOME ANNUAL HISTORY**



| Fund #        | Fund Description                     | FYTD          | MTD          | FYTD          | Current       | Current      | Unencumbered | Bank |
|---------------|--------------------------------------|---------------|--------------|---------------|---------------|--------------|--------------|------|
| Begin Balance | MTD Receipts                         | Receipts      | Expenditures | Expenditures  | Fund Balance  | Encumbrances | Fund Balance | Code |
| 001 0000      | GENERAL                              |               |              |               |               |              |              |      |
| 8,962,987.02  | 3,388,000.40                         | 22,502,027.84 | 4,499,236.95 | 18,534,238.31 | 12,930,776.55 | 4,414,444.68 | 8,516,331.87 |      |
| 001 9412      | BUDGET RESERVE                       |               |              |               |               |              |              |      |
| 1,013,208.92  | 0.00                                 | 0.00          | 0.00         | 0.00          | 1,013,208.92  | 0.00         | 1,013,208.92 |      |
| 002 0000      | BOND RETIREMENT                      |               |              |               |               |              |              |      |
| 7,584,471.34  | 408,980.05                           | 3,318,613.95  | 0.00         | 33,904.43     | 10,869,180.86 | 4,898,150.30 | 5,971,030.56 |      |
| 002 9204      | MASTER FACILITY PLAN-BOND RETIREMENT |               |              |               |               |              |              |      |
| 268,835.69    | 0.00                                 | 0.00          | 0.00         | 0.00          | 268,835.69    | 0.00         | 268,835.69   |      |
| 003 0000      | PERMANENT IMPROVEMENT                |               |              |               |               |              |              |      |
| 0.00          | 0.00                                 | 0.00          | 0.00         | 0.00          | 0.00          | 0.00         | 0.00         |      |
| 004 9018      | Track & Turf Project FY18            |               |              |               |               |              |              |      |
| 363,144.00    | 0.00                                 | 0.00          | 0.00         | 363,144.00    | 0.00          | 0.00         | 0.00         |      |
| 004 9207      | BUILDING FUND - MVH PROJECT          |               |              |               |               |              |              |      |
| 0.00          | 0.00                                 | 0.00          | 0.00         | 0.00          | 0.00          | 0.00         | 0.00         |      |
| 004 9218      | MIRACLE FIELD PROJECT                |               |              |               |               |              |              |      |
| 28,220.00     | 0.00                                 | 0.00          | 0.00         | 0.00          | 28,220.00     | 0.00         | 28,220.00    |      |
| 006 0000      | FOOD SERVICE FUND                    |               |              |               |               |              |              |      |
| 942,913.59    | 177,375.42                           | 446,792.54    | 136,803.53   | 446,698.61    | 943,007.52    | 267,996.70   | 675,010.82   |      |
| 007 9001      | PEPSI SCHOLARSHIP                    |               |              |               |               |              |              |      |
| 6,000.00      | 0.00                                 | 2,000.00      | 0.00         | 0.00          | 8,000.00      | 0.00         | 8,000.00     |      |
| 007 9002      | SHS MEMORIAL TRUST FUND              |               |              |               |               |              |              |      |
| 2,699.06      | 0.00                                 | 0.00          | 0.00         | 0.00          | 2,699.06      | 0.00         | 2,699.06     |      |
| 007 9003      | ERIKA OWEN SCHOLARSHIP FUND          |               |              |               |               |              |              |      |
| 716.00        | 0.00                                 | 0.00          | 0.00         | 0.00          | 716.00        | 0.00         | 716.00       |      |
| 007 9093      | GRANGE SCHOLARSHIP FUND              |               |              |               |               |              |              |      |
| 23,117.25     | 0.00                                 | 2.97          | 0.00         | 0.00          | 23,120.22     | 0.00         | 23,120.22    |      |
| 007 9098      | HAROLD E. MILLS SCHOLARSHIP FUND     |               |              |               |               |              |              |      |
| 40,263.25     | 62.31                                | 241.61        | 0.00         | 0.00          | 40,504.86     | 0.00         | 40,504.86    |      |
| 007 9214      | WADE SCHOLARSHIP                     |               |              |               |               |              |              |      |
| 2,700.00      | 100.00                               | 300.00        | 0.00         | 0.00          | 3,000.00      | 0.00         | 3,000.00     |      |
| 007 9219      | Merle & Mary Allen Scholarhsip Fund  |               |              |               |               |              |              |      |
| 0.00          | 58.57                                | 66,952.63     | 0.00         | 0.00          | 66,952.63     | 0.00         | 66,952.63    |      |

| Fund #   | Fund Description                              | FYTD      | MTD          | FYTD         | Current      | Current      | Unencumbered | Bank      |
|----------|---|-----------|--------------|--------------|--------------|--------------|--------------|-----------|
| Begin    | Balance                                       | Receipts  | Expenditures | Expenditures | Fund Balance | Encumbrances | Fund Balance | Code      |
| 018 904A | HIGH SCHOOL PUBLIC SCHOOL SUPPORT FUND        |           |              |              |              |              |              |           |
|          | 101,343.12                                    | 28.35     | 13,064.73    | 888.56       | 66,460.48    | 47,947.37    | 1,063.70     | 46,883.67 |
| 018 905A | JR HIGH PUBLIC SCHOOL SUPPORT FUND            |           |              |              |              |              |              |           |
|          | 29,934.93                                     | 137.28    | 425.46       | 97.65        | 1,501.47     | 28,858.92    | 516.00       | 28,342.92 |
| 018 906A | SPRINGBORO INTERMEDIATE PUBLIC SCHOOL SUPPORT |           |              |              |              |              |              |           |
|          | 11,063.90                                     | 2,467.00  | 8,153.00     | 8,509.21     | 10,661.37    | 8,555.53     | 760.00       | 7,795.53  |
| 018 907A | CLEARCREEK ELEMENTARY PUBLIC SCHOOL SUPPORT   |           |              |              |              |              |              |           |
|          | 30,985.06                                     | 10,609.41 | 19,108.61    | 5,419.43     | 14,086.74    | 36,006.93    | 16,548.67    | 19,458.26 |
| 018 915A | DENNIS ELEM EAST - PUBLIC SCHOOL SUPPORT FUND |           |              |              |              |              |              |           |
|          | 29,481.41                                     | 7,099.90  | 34,648.75    | 2,745.47     | 30,123.97    | 34,006.19    | 23,714.13    | 10,292.06 |
| 018 918A | FIVE POINTS WEST - PUBLIC SCHOOL SUPPORT FUND |           |              |              |              |              |              |           |
|          | 97,820.78                                     | 10,970.24 | 42,411.29    | 11,238.22    | 20,374.90    | 119,857.17   | 34,174.38    | 85,682.79 |
| 018 960A | Superintendent/District Support               |           |              |              |              |              |              |           |
|          | 11,376.81                                     | 0.00      | 2,369.60     | 0.00         | 123.17       | 13,623.24    | 0.00         | 13,623.24 |
| 018 970A | SUPP SERV/TRANS PUBLIC SCHOOL SUPPORT FUND    |           |              |              |              |              |              |           |
|          | 3,537.98                                      | 115.70    | 228.88       | 0.00         | 516.20       | 3,250.66     | 500.00       | 2,750.66  |
| 018 980A | CURRICULUM - PUBLIC SCHOOL SUPPORT FUND       |           |              |              |              |              |              |           |
|          | 3,509.45                                      | 0.00      | 0.00         | 561.51       | 9,351.15     | 5,841.70-    | 0.00         | 5,841.70- |
| 019 9215 | GOVS Grant FY15                               |           |              |              |              |              |              |           |
|          | 0.41  | 0.00      | 0.00         | 0.00         | 0.00         | 0.41         | 0.00         | 0.41      |
| 019 9218 | NASA Grant FY18                               |           |              |              |              |              |              |           |
|          | 1,242.46                                      | 0.00      | 0.00         | 0.00         | 371.67       | 870.79       | 470.00       | 400.79    |
| 019 9219 | Warren Cty Board of MRDD Grant FY19           |           |              |              |              |              |              |           |
|          | 0.00  | 0.00      | 8,750.00     | 2,917.00     | 5,834.00     | 2,916.00     | 11,666.00    | 8,750.00- |
| 019 921J | JENNINGS GRANTS-TO-EDUCATORS FY12             |           |              |              |              |              |              |           |
|          | 4.25  | 0.00      | 0.00         | 0.00         | 0.00         | 4.25         | 0.00         | 4.25      |
| 019 921S | RECOVERY SERVICES-STEPS TO SUCCESS FY11       |           |              |              |              |              |              |           |
|          | 0.00  | 0.00      | 0.00         | 0.00         | 0.00         | 0.00         | 0.00         | 0.00      |
| 019 922S | FY12 MENTAL RECOVERY - RE-DO PROGRAM          |           |              |              |              |              |              |           |
|          | 338.18  | 0.00      | 0.00         | 0.00         | 0.00         | 338.18       | 0.00         | 338.18    |
| 019 923K | FY13 KINDER MORGAN GRANT                      |           |              |              |              |              |              |           |
|          | 0.19  | 0.00      | 0.00         | 0.00         | 0.00         | 0.19         | 0.00         | 0.19      |

| Fund #   | Fund Description                            | FYTD      | MTD          | FYTD         | Current      | Current      | Unencumbered | Bank        |
|----------|---|-----------|--------------|--------------|--------------|--------------|--------------|-------------|
| Begin    | Balance                                     | Receipts  | Expenditures | Expenditures | Fund Balance | Encumbrances | Fund Balance | Code        |
|          |   |           |              |              |              |              |              |             |
| 019 923M | FY13 - MEN OF STRENGTH VIOLENCE PREV. GRANT | 2,373.00  | 0.00         | 0.00         | 0.00         | 2,373.00     | 0.00         | 2,373.00    |
| 019 924K | FY14 KINDER MORGAN GRANT                    | 190.19    | 0.00         | 0.00         | 0.00         | 190.19       | 0.00         | 190.19      |
| 020 0000 | MVH LEASE PAYMENTS/SPECIAL ENTERPRISE FUND  | 0.00      | 0.00         | 0.00         | 0.00         | 0.00         | 762,418.70   | 762,418.70- |
| 022 907B | ATHLETIC TOURNAMENT                         | 0.00      | 0.00         | 0.00         | 0.00         | 0.00         | 0.00         | 0.00        |
| 024 9202 | FLEXIBLE SPENDING                           | 9,091.77  | 0.00         | 0.00         | 0.00         | 9,091.77     | 0.00         | 9,091.77    |
| 200 901A | HIGH SCHOOL PRIDE COMMITTEE                 | 1,092.76  | 0.00         | 0.00         | 0.00         | 1,092.76     | 0.00         | 1,092.76    |
| 200 902A | ROBOTICS CLUB - DISTRICT WIDE               | 22,716.61 | 0.00         | 1,833.65     | 1,933.03     | 9,111.24     | 15,439.02    | 2,685.23    |
| 200 903A | STAND CLUB                                  | 403.44    | 0.00         | 0.00         | 0.00         | 0.00         | 403.44       | 0.00        |
| 200 904A | Radio Broadcasting Club                     | 200.00    | 0.00         | 0.00         | 0.00         | 0.00         | 200.00       | 0.00        |
| 200 905A | SKI CLUB                                    | 0.00      | 9,754.12     | 9,754.12     | 0.00         | 0.00         | 9,754.12     | 0.00        |
| 200 908A | JROTC                                       | 11,062.13 | 0.00         | 150.00-      | 2,920.63     | 3,700.18-    | 14,612.31    | 5,668.00    |
| 200 909A | HIGH SCHOOL GERMAN CLUB                     | 108.38    | 0.00         | 0.00         | 0.00         | 0.00         | 108.38       | 0.00        |
| 200 910A | HS Academic Team                            | 363.09    | 0.00         | 0.00         | 0.00         | 0.00         | 363.09       | 0.00        |
| 200 911A | SI - STUDENT COUNCIL                        | 1,442.33  | 478.00       | 478.00       | 271.95       | 271.95       | 1,648.38     | 200.00      |
| 200 912A | HS ART CLUB                                 | 5.29      | 0.00         | 0.00         | 0.00         | 0.00         | 5.29         | 0.00        |
| 200 913A | HIGH SCHOOL DRAMA CLUB                      | 6,025.70  | 0.00         | 0.00         | 0.00         | 0.00         | 6,025.70     | 536.89      |

| Fund #   | Fund Description                    | FYTD     | MTD          | FYTD         | Current      | Current      | Unencumbered | Bank      |
|----------|-------------------------------------|----------|--------------|--------------|--------------|--------------|--------------|-----------|
| Begin    | Balance                             | Receipts | Expenditures | Expenditures | Fund Balance | Encumbrances | Fund Balance | Code      |
| 200 914A | JCOWA (FORMERLY GLOBAL CONNECTIONS) |          |              |              |              |              |              |           |
|          | 390.94                              | 135.00   | 135.00       | 0.00         | 0.00         | 525.94       | 0.00         | 525.94    |
| 200 915A | S.A.D.D.                            |          |              |              |              |              |              |           |
|          | 4,224.29                            | 90.00    | 260.00       | 191.35       | 1,243.05     | 3,241.24     | 0.00         | 3,241.24  |
| 200 916A | HS LANGUAGE CLUB                    |          |              |              |              |              |              |           |
|          | 2,991.40                            | 0.00     | 0.00         | 0.00         | 0.00         | 2,991.40     | 0.00         | 2,991.40  |
| 200 917A | HIGH SCHOOL STUDENT COUNCIL         |          |              |              |              |              |              |           |
|          | 24,038.58                           | 0.00     | 24,020.41    | 2,070.50     | 17,142.49    | 30,916.50    | 13,996.35    | 16,920.15 |
| 200 918A | JR HIGH STUDENT COUNCIL             |          |              |              |              |              |              |           |
|          | 2,255.01                            | 0.00     | 0.00         | 0.00         | 0.00         | 2,255.01     | 0.00         | 2,255.01  |
| 200 919A | S-CAPADES                           |          |              |              |              |              |              |           |
|          | 18,437.09                           | 190.00   | 7,815.00     | 530.50       | 9,076.65     | 17,175.44    | 15,315.97    | 1,859.47  |
| 200 920A | JR HIGH YEARBOOK                    |          |              |              |              |              |              |           |
|          | 10,667.84                           | 0.00     | 0.00         | 0.00         | 0.00         | 10,667.84    | 0.00         | 10,667.84 |
| 200 921A | DENNIS DH CLASS                     |          |              |              |              |              |              |           |
|          | 602.95                              | 0.00     | 0.00         | 0.00         | 0.00         | 602.95       | 300.00       | 302.95    |
| 200 922A | HS JOB AND LIFE SKILLS              |          |              |              |              |              |              |           |
|          | 497.69                              | 77.00    | 77.00        | 76.58        | 76.58        | 498.11       | 123.42       | 374.69    |
| 200 925A | HIGH SCHOOL NEWSPAPER               |          |              |              |              |              |              |           |
|          | 1.11                                | 0.00     | 0.00         | 0.00         | 0.00         | 1.11         | 0.00         | 1.11      |
| 200 926A | JR HIGH NEWSPAPER                   |          |              |              |              |              |              |           |
|          | 254.12                              | 0.00     | 0.00         | 0.00         | 0.00         | 254.12       | 0.00         | 254.12    |
| 200 927A | HS NHS                              |          |              |              |              |              |              |           |
|          | 1,027.88                            | 0.00     | 0.00         | 0.00         | 385.00       | 642.88       | 387.50       | 255.38    |
| 200 928A | S.A.D.D. - JUNIOR HIGH              |          |              |              |              |              |              |           |
|          | 352.99                              | 0.00     | 0.00         | 0.00         | 0.00         | 352.99       | 0.00         | 352.99    |
| 200 929A | THE MUSE MACHINE                    |          |              |              |              |              |              |           |
|          | 3,215.32                            | 0.00     | 13,014.00    | 4,055.00     | 4,117.50     | 12,111.82    | 475.25       | 11,636.57 |
| 200 930A | HS Fishing Club                     |          |              |              |              |              |              |           |
|          | 9.24                                | 0.00     | 65.00        | 0.00         | 0.00         | 74.24        | 0.00         | 74.24     |
| 200 931A | JH DH CLASS                         |          |              |              |              |              |              |           |
|          | 1,053.32                            | 0.00     | 0.00         | 149.67       | 215.83       | 837.49       | 284.17       | 553.32    |

| Fund #   | Fund Description                    | FYTD       | MTD          | FYTD         | Current      | Current      | Unencumbered | Bank      |            |
|----------|-------------------------------------|------------|--------------|--------------|--------------|--------------|--------------|-----------|------------|
| Begin    | Balance                             | Receipts   | Expenditures | Expenditures | Fund Balance | Encumbrances | Fund Balance | Code      |            |
|          |                                     | Receipts   |              |              |              |              |              |           |            |
| 200 950A | HS TECH PREP                        | 0.00       | 240.00       | 855.00       | 612.50       | 612.50       | 242.50       | 240.00    | 2.50       |
| 200 954A | JR STATESMEN OF AMERICA             | 40.00      | 0.00         | 0.00         | 0.00         | 0.00         | 40.00        | 0.00      | 40.00      |
| 200 956A | JH NHS                              | 698.03     | 25.00        | 565.00       | 0.00         | 698.03       | 565.00       | 0.00      | 565.00     |
| 200 960A | HIGH SCHOOL PANTHER EXPRESS         | 42,341.70  | 0.00         | 0.00         | 0.00         | 0.00         | 42,341.70    | 0.00      | 42,341.70  |
| 200 965A | HS SCIENCE & ENGINEERING CLUB       | 168.56     | 0.00         | 0.00         | 0.00         | 0.00         | 168.56       | 0.00      | 168.56     |
| 200 969A | CLASS OF 2017                       | 0.00       | 0.00         | 0.00         | 0.00         | 0.00         | 0.00         | 0.00      | 0.00       |
| 200 970A | CLASS OF 2018                       | 1,998.41   | 0.00         | 0.00         | 0.00         | 1,998.41     | 0.00         | 0.00      | 0.00       |
| 200 971A | CLASS OF 2019                       | 3,790.00   | 0.00         | 6,704.91     | 0.00         | 3,400.00     | 7,094.91     | 0.00      | 7,094.91   |
| 200 972A | CLASS OF 2020                       | 0.00       | 3,752.00     | 3,752.00     | 2,435.00     | 2,435.00     | 1,317.00     | 0.00      | 1,317.00   |
| 200 973A | CLASS OF 2021                       | 0.00       | 0.00         | 0.00         | 0.00         | 0.00         | 0.00         | 0.00      | 0.00       |
| 300 9011 | SWIMMING FUNDRAISER ACCT.           | 670.00     | 0.00         | 180.00       | 0.00         | 0.00         | 850.00       | 0.00      | 850.00     |
| 300 9017 | HS GIRLS TRACK - FUNDRAISER         | 261.81     | 0.00         | 0.00         | 0.00         | 0.00         | 261.81       | 0.00      | 261.81     |
| 300 9018 | JH GIRLS TRACK - FUNDRAISER         | 2,770.04   | 0.00         | 0.00         | 0.00         | 0.00         | 2,770.04     | 0.00      | 2,770.04   |
| 300 901B | ATHLETICS                           | 111,981.14 | 42,718.58    | 178,155.21   | 21,434.56    | 167,626.40   | 122,509.95   | 14,067.68 | 108,442.27 |
| 300 901C | HS BOYS BASKETBALL FUNDRAISER ACCT. | 10,955.66  | 2.19         | 402.19       | 30.00        | 5,063.19     | 6,294.66     | 3,026.12  | 3,268.54   |
| 300 901D | JH BOYS BASKETBALL FUNDRAISER ACCT. | 93.00      | 0.00         | 0.00         | 0.00         | 0.00         | 93.00        | 0.00      | 93.00      |



| Fund #   | Fund Description                     | FYTD      | MTD          | FYTD         | Current      | Current      | Unencumbered | Bank     |           |
|----------|--------------------------------------|-----------|--------------|--------------|--------------|--------------|--------------|----------|-----------|
| Begin    | Balance                              | Receipts  | Expenditures | Expenditures | Fund Balance | Encumbrances | Fund Balance | Code     |           |
| 300 901E | BOYS SOCCER FUNDRAISER ACCT.         | 7,809.22  | 0.00         | 8,034.77     | 0.00         | 1,650.98     | 14,193.01    | 1,325.00 | 12,868.01 |
| 300 901F | SOFTBALL FUNDRAISER ACCT.            | 5,633.75  | 570.00       | 820.00       | 186.77       | 186.77       | 6,266.98     | 0.00     | 6,266.98  |
| 300 901G | BASEBALL FUNDRAISER ACCT.            | 26,367.30 | 2,061.61     | 11,481.11    | 604.68       | 6,889.89     | 30,958.52    | 3,980.30 | 26,978.22 |
| 300 901H | HS FOOTBALL FUNDRAISER ACCT.         | 24,072.89 | 6.61         | 9,170.48     | 7,728.05     | 26,837.85    | 6,405.52     | 561.79   | 5,843.73  |
| 300 901I | JH FOOTBALL FUNDRAISER               | 11,650.00 | 0.00         | 0.00         | 0.00         | 8,852.00     | 2,798.00     | 0.00     | 2,798.00  |
| 300 901J | BOWLING FUNDRAISER ACCT.             | 1,219.64  | 0.00         | 0.00         | 0.00         | 0.00         | 1,219.64     | 369.90   | 849.74    |
| 300 901K | BOYS GOLF FUNDRAISER ACCT.           | 8,518.09  | 1,330.00     | 2,185.70     | 661.50       | 1,359.95     | 9,343.84     | 1,750.00 | 7,593.84  |
| 300 901L | GIRLS GOLF FUNDRAISER ACCT.          | 2,525.01  | 1,200.00     | 1,936.12     | 0.00         | 144.40       | 4,316.73     | 0.00     | 4,316.73  |
| 300 901M | HS BOYS TRACK FUNDRAISER ACCT.       | 7,969.01  | 0.00         | 0.00         | 0.00         | 0.00         | 7,969.01     | 0.00     | 7,969.01  |
| 300 901N | JH BOYS TRACK FUNDRAISER ACCT.       | 0.00      | 0.00         | 0.00         | 0.00         | 0.00         | 0.00         | 0.00     | 0.00      |
| 300 901O | HS WRESTLING FUNDRAISER ACCT.        | 844.23    | 0.00         | 0.00         | 0.00         | 0.00         | 844.23       | 0.00     | 844.23    |
| 300 901P | JH WRESTLING FUNDRAISER ACCT.        | 503.02    | 0.00         | 0.00         | 0.00         | 0.00         | 503.02       | 0.00     | 503.02    |
| 300 901Q | HS GIRLS BASKETBALL FUNDRAISER ACCT. | 10,333.37 | 2,317.58     | 5,766.58     | 1,820.00     | 4,690.83     | 11,409.12    | 2,000.00 | 9,409.12  |
| 300 901R | JH GIRLS BASKETBALL FUNDRAISER ACCT. | 0.00      | 0.00         | 0.00         | 0.00         | 0.00         | 0.00         | 0.00     | 0.00      |
| 300 901S | GIRLS SOCCER FUNDRAISER ACCT.        | 6,480.21  | 172.00       | 15,783.45    | 1,407.71     | 6,475.83     | 15,787.83    | 3,359.00 | 12,428.83 |
| 300 901T | HS VOLLEYBALL FUNDRAISER ACCT.       | 11,851.56 | 4,202.30     | 10,373.35    | 8,426.27     | 17,000.32    | 5,224.59     | 147.65   | 5,076.94  |

| Fund #   | Fund Description                  | FYTD Receipts | MTD Expenditures | FYTD Expenditures | Current Fund Balance | Current Encumbrances | Unencumbered Fund Balance | Bank Code |
|----------|-----------------------------------|---------------|------------------|-------------------|----------------------|----------------------|---------------------------|-----------|
| 300 901U | JH VOLLEYBALL FUNDRAISER          | 0.00          | 0.00             | 0.00              | 0.00                 | 0.00                 | 0.00                      |           |
| 300 901V | Panther Indoor Track Club         | 6,057.20      | 0.00             | 0.00              | 400.56               | 0.00                 | 400.56                    |           |
| 300 901W | HS CROSS COUNTRY FUNDRAISER ACCT. | 5,270.02      | 1,261.47         | 3,252.25          | 13,129.86            | 5,814.26             | 7,315.60                  |           |
| 300 901X | JH CROSS COUNTRY FUNDRAISER ACCT. | 4,461.87      | 0.00             | 0.00              | 764.89               | 0.00                 | 764.89                    |           |
| 300 901Y | BOYS TENNIS FUNDRAISER ACCT.      | 503.37        | 0.00             | 0.00              | 503.37               | 0.00                 | 503.37                    |           |
| 300 901Z | GIRLS TENNIS FUNDRAISER ACCT.     | 3,638.57      | 0.00             | 990.00            | 3,687.77             | 250.00               | 3,437.77                  |           |
| 300 902B | BAND                              | 0.00          | 20,575.00        | 1,163.48          | 19,411.52            | 0.00                 | 19,411.52                 |           |
| 300 903B | HIGH SCHOOL CHOIR (MUSICALS)      | 2,838.81      | 2,135.07         | 3,109.54          | 8,844.34             | 1,493.00             | 7,351.34                  |           |
| 300 904B | JR HIGH CHEERLEADERS              | 142.18        | 0.00             | 0.00              | 368.08               | 300.00               | 68.08                     |           |
| 300 905B | HIGH SCHOOL CHEERLEADERS          | 16,410.48     | 735.50           | 1,382.22          | 33,672.53            | 1,500.00             | 32,172.53                 |           |
| 300 906B | SYB - SPRINGBORO YOUTH BASKETBALL | 10,059.00     | 0.00             | 0.00              | 10,059.00            | 0.00                 | 10,059.00                 |           |
| 300 907B | ATH/TOURNAMENT                    | 0.00          | 3,540.00         | 2,715.00          | 825.00               | 0.00                 | 825.00                    |           |
| 300 908B | HS BOYS LACROSSE                  | 25.00         | 0.00             | 0.00              | 25.00                | 0.00                 | 25.00                     |           |
| 300 909B | JR HIGH SHOW CHOIR                | 7,357.20      | 0.00             | 0.00              | 7,357.20             | 1,400.00             | 5,957.20                  |           |
| 300 910B | HS GIRLS LACROSSE                 | 0.00          | 0.00             | 0.00              | 0.00                 | 0.00                 | 0.00                      |           |
| 300 911B | H.S. SHOW CHOIR                   | 70.07         | 0.00             | 0.00              | 70.07                | 52.50                | 17.57                     |           |





| Fund #        | Fund Description                       | FYTD          | MTD          | FYTD          | Current       | Current       | Unencumbered  | Bank |
|---------------|--|---------------|--------------|---------------|---------------|---------------|---------------|------|
| Begin Balance | MTD Receipts                           | Receipts      | Expenditures | Expenditures  | Fund Balance  | Encumbrances  | Fund Balance  | Code |
| 587 9219      | PRE-SCHOOL SPEC ED                     | 0.00          | 2,800.00     | 5,600.00      | 5,600.00-     | 0.00          | 5,600.00-     |      |
| 590 9217      | TITLE IIA ITQ FY17                     | 0.00          | 0.00         | 0.00          | 0.00          | 0.00          | 0.00          |      |
| 590 9218      | TITLE II-A ITQ FY18                    | 114.62        | 0.00         | 0.00          | 114.62        | 0.00          | 114.62        |      |
| 590 9219      | TITLE II-A FY19                        | 0.00          | 9,451.70     | 9,668.05      | 9,668.05-     | 10,025.80     | 19,693.85-    |      |
| 599 9218      | Title IV-A ESSA                        | 0.00          | 0.00         | 0.00          | 0.00          | 0.00          | 0.00          |      |
| 599 9219      | Student Support & Academic Enrich FY19 | 0.00          | 0.00         | 0.00          | 0.00          | 0.00          | 0.00          |      |
| GRAND TOTALS: |  |               |              |               |               |               |               |      |
| 20,104,771.59 | 4,121,335.86                           | 27,050,335.15 | 4,859,345.75 | 20,303,112.01 | 26,851,994.73 | 10,574,490.21 | 16,277,504.52 |      |